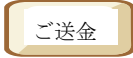
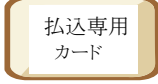
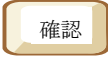




HOW TO USE POSTAL LINK CARD through Japan Post Banks

Reminder before you start:

**DO NOT PRESS THE ENGLISH GUIDE
YOU NEED TO USE JAPANESE SCREEN**

- Press the 3rd button from the top left side of the screen for remittance. 
- Press the 3rd button at the left side. Insert the Postal Link Card. 
- After inserting your Postal Link Card, the screen will display PNB Tokyo's account number: 00130-1-0594320 and the name フィリピン・ナショナル・バンク・トウキョウシテン (Philippine National Bank Tokyo Branch). 
- Press "Confirm" 確認 (lowest button on the right).
- Enter the amount to be transferred. The amount to be transferred must include PNB Tokyo Branch's remittance charge and Japan Post fund transfer fee.




(Example: if you want to remit ¥70,000 at the ATM, please enter ¥71,839)
(¥70,000 + ¥1,500 + ¥339 = ¥71,839)

PNB Remittance Charge (Charges are subject to change by PNB Tokyo)

Remittance Amount	PNB Remittance Charge
¥1 - ¥30,000	¥750
¥30,001 - ¥1,000,000	¥1,500
Over ¥1,000,000	¥2,000

Japan Post Bank Fee (Charges are subject to change by Japan Post Bank)

	ATM (¥)	Over the counter (¥)
¥49,999 & below	123	216
¥50,000 - ¥100,000	339	432
Over ¥100,000	Not applicable	432

- Insert the cash. To insert coins, press "硬貨" (coin) button. 
- Then press "Confirm" 確認 (lowest button on the right) 
- The screen will show the amount you entered and the amount you put in. If correct, press "Confirm" 確認. 
- Retrieve the Postal Link Card, Receipt and Change. The amount transferred for remittance will be received and processed by PNB Tokyo on the following schedule:

Fund Transfer	Processing at PNB Tokyo
8 am to 11:29 am (Mondays thru Fridays)	Same day processing
11:30 am to 7 pm or 9 pm (Depending on ATM)	Next banking day processing
On Saturdays, from 8:00 am to 11:29 am	Sunday processing
On Saturdays, from 11:30 am to 7 pm or 9 pm (Depending on ATM)	Monday processing or if holiday, next banking day

For money transfer of **more than ¥100,000**, please transact at Japan Post Bank counter. Cut the portion below and present to Japan Post Bank staff together with your Postal Link Card and ID.

10万円以上のお振込みは窓口でのみ対応しておりますので、振替払込カード(ポスタルリンクカード)と身分証明書をご持参していただくようお願い致します。



Visit PNB website for details: <http://www.pnb.com.ph/japan>

郵便局員の方へ 下記の送金をお願いいたします

添付の振替払込カードでの

¥ _____ の送金を依頼します。
(フィリピン・ナショナル・バンク東京支店の専用口座に払込まれます)