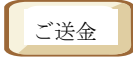
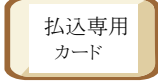
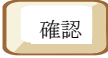




HOW TO USE POSTAL LINK CARD through Japan Post Banks

Reminder before you start:

**DO NOT PRESS THE ENGLISH GUIDE
YOU NEED TO USE JAPANESE SCREEN**

1. Press the 3rd button from the top left side of the screen for remittance. 
2. Press the 3rd button at the left side. Insert the Postal Link Card. 
3. After inserting your Postal Link Card, the screen will display PNB Tokyo's account number: 00130-1-0594320 and the name フィリピン・ナショナル・バンク・トウキョウシテン (Philippine National Bank Tokyo Branch). 
4. Press "Confirm" 確認 (lowest button on the right).
5. Enter the amount to be transferred. The amount to be transferred must include PNB Tokyo Branch's remittance charge and Japan Post fund transfer fee.




(Example: if you want to remit ¥70,000 at the ATM, please enter ¥71,839)
(¥70,000 + ¥1,500 + ¥339 = ¥71,839)

PNB Remittance Charge (Charges are subject to change by PNB Tokyo)

Remittance Amount	PNB Remittance Charge
¥1 - ¥30,000	¥750
¥30,001 - ¥1,000,000	¥1,500
Over ¥1,000,000	¥2,000

Japan Post Bank Fee (Charges are subject to change by Japan Post Bank)

	ATM (¥)	Over the counter (¥)
¥49,999 & below	125	220
¥50,000 - ¥100,000	345	440
Over ¥100,000	Not applicable	440

6. Insert the cash. To insert coins, press "硬貨" (coin) button. 
7. Then press "Confirm" 確認 (lowest button on the right) 
8. The screen will show the amount you entered and the amount you put in. If correct, press "Confirm" 確認. 
9. Retrieve the Postal Link Card, Receipt and Change. The amount transferred for remittance will be received and processed by PNB Tokyo on the following schedule:

Fund Transfer	Processing at PNB Tokyo
8 am to 11:29 am (Mondays thru Fridays)	Same day processing
11:30 am to 7 pm or 9 pm (Depending on ATM)	Next banking day processing
On Saturdays, from 8:00 am to 11:29 am	Sunday processing
On Saturdays, from 11:30 am to 7 pm or 9 pm (Depending on ATM)	Monday processing or if holiday, next banking day

For money transfer of **more than ¥100,000**, please transact at Japan Post Bank counter. Cut the portion below and present to Japan Post Bank staff together with your Postal Link Card and ID.

10万円以上のお振込みは窓口でのみ対応しておりますので、振替払込カード(ポスタルリンクカード)と身分証明書をご持参していただくようお願い致します。



Visit PNB website for details: <http://www.pnb.com.ph/japan>

郵便局員の方へ 下記の送金をお願いいたします

添付の振替払込カードでの

¥ _____ の送金を依頼します。
(フィリピン・ナショナル・バンク東京支店の専用口座に払込まれます)