

Office of the Corporate Secretary

Direct Line: 536-0540

Trunk Lines: 891-6040 to 70

Local: 4106

April 16, 2018

**PHILIPPINE DEALING & EXCHANGE CORPORATION**

37<sup>th</sup> Floor, Tower 1, The Enterprise Center  
6766 Ayala Avenue corner Paseo de Roxas  
Makati City


Attention: **Ms. Erika Grace C. Alulod**  
Head - Issuer Compliance and Disclosure Department

Dear Ms. Salonga:

We are pleased to furnish the Philippine Dealing and Exchange Corporation (PDEX) copies of our disclosures to the Philippine Stock Exchange regarding the List of Top 100 Stockholders and Public Ownership Report of the Philippine National Bank as of March 31, 2018.

We trust you will take note accordingly. Thank you.

Very truly yours,



**MAILA KATRINA Y. ILARDE**  
Corporate Secretary

Philippine National Bank  
PNB Financial Center  
Pres. Diosdado Macapagal Blvd.,  
Pasay City, Metro Manila 1300, Philippines

T. (632) 526-3131 to 70/891-6040 to 70  
P.O. Box 1884 (Manila)  
P.O. Box 410 (Pasay City)  
[www.pnb.com.ph](http://www.pnb.com.ph)

Authorized Depository of the Republic of the Philippines  
Member: PDIC

CR02379-2018

The PSE makes no representation on the accuracy, validity, correctness and completeness of the information stated in the respective PORs of listed companies. The PSE shall use the information contained in the POR submitted by the company in computing a company's weight in the index and this may be updated or adjusted consistent with the policy of the Exchange in managing the PSEI and sector indices.



# PNB

## Philippine National Bank

### PNB

**PSE Disclosure Form POR-1 - Public Ownership Report**  
**Reference: Amended Rule on Minimum Public Ownership**

#### Report Type

- Monthly  
 Quarterly  
 Others

Report Date	Mar 31, 2018
-------------	--------------

#### Computation of Public Ownership

Number of Issued and Outstanding Common Shares	1,249,139,678
Less: Number of Treasury Common Shares, if any	0
Number of Outstanding Common Shares	1,249,139,678

#### Less :

##### A. Directors

Name	Direct	Indirect	Total direct & indirect shares	% to Total Outstanding Shares
Alfiler, Felix Enrico R.	0	10,215	10,215	0
Casuela, Florido P.	0	133	133	0
Nelson, Christopher J.	0	100	100	0
Coronel, Leonilo G.	0	1	1	0
Maclang, Reynaldo A.	255	1,494	1,749	0
Mendoza, Estelito P.	0	1,150	1,150	0

Pascual, Federico C.	38	1	39	0
Pedro, Cecilio K.	5,000	0	5,000	0
Tan, Vivienne K.	0	10	10	0
Tan, Carmen K.	0	5,000	5,000	0
Tan, Jr. Lucio K.	2,300	0	2,300	0
Tan, Lucio C.	14,843,119	0	14,843,119	1.19
Tan, Michael G.	250	0	250	0
Tarriela, Florencia G.	2	0	2	0
Cua, Edgar A.	100	0	100	0
	14,851,064	18,104	14,869,168	1.19

**B. Officers**

Name	Direct	Indirect	Total direct & indirect shares	% to Total Outstanding Shares
Audencial, Jr. Cenon C.	100	1,494	1,594	0
Cebrero, Horacio III E.	100	18,169	18,269	0
Reyes, Nelson C.	100	1,494	1,594	0
Tocmo, Bernardo H.	100	1,494	1,594	0
Cordero, Alice Z.	100	1,218	1,318	0
Gallardo, Jr. Zacarias E.	1,100	1,416	2,516	0
Padilla, Aida M.	100	1,218	1,318	0
Pama, Carmela Leticia A.	100	1,218	1,318	0
Ang, Allan L.	0	745	745	0
Austero, Schubert Caesar C.	100	645	745	0
Bahena, Manuel Jr. C.	100	645	745	0
Baustista, Ponciano Jr. C.	115	645	760	0
Capule, Esther F.	110	645	755	0
Cua, Elisa M.	100	645	745	0
Dobles, Christian Jerome O.	100	645	745	0
Go, Erwin C.	100	645	745	0
Jayme, Marie Fe Liza S.	100	645	745	0
Joson, Ma. Adelia A.	100	645	745	0
Kwan, Ana Rose T.	100	645	745	0
Lim, Maria Paz D.	210	645	855	0
Liwag, Ma. Lourdes S.	100	2,945	3,045	0
Manimbo, Maria Victoria P.	100	645	745	0
Oscuro, Roland V.	100	645	745	0
Pueyo, Maria Rita S.	100	645	745	0
Reyes, Norman Martin C.	100	645	745	0
Santelices, Humildad C.	100	645	745	0
Santos, Mary Ann A.	100	645	745	0
Sebastian, Teresita U.	110	645	755	0
So, Lee Eng Y.	100	645	745	0

Vergara, Nanette O.	100	645	745	0
Lao, Linda C.	123	424	547	0
Magpayo, Rowena E.	115	424	539	0
Medalla, Roberto V.	128	424	552	0
Panganiban, Ma. Cirila B.	210	424	634	0
Ambat, Marianito B.	1,100	355	1,455	0
Ilarde, Maila Katrina Y.	100	355	455	0
Molina, Cynthia A.	110	355	465	0
Padua, Nilo R.	110	355	465	0
Ruiz, Marilou V.	202	355	557	0
Tengco, Jr., Martin G.	100	355	455	0
Vicentina, Cristy M.	110	355	465	0
	6,453	48,492	54,945	0

**C. Principal/Substantial Stockholders**

Name	Direct	Indirect	Total direct & indirect shares	% to Total Outstanding Shares
All Seasons Realty Corp.	8,191,895	0	8,191,895	0.66
Allmark Holdings Corp.	16,967,394	0	16,967,394	1.36
Caravan Holdings Corp.	67,148,224	0	67,148,224	5.38
Donfar Management Ltd.	25,173,588	0	25,173,588	2.02
Dunmore Development Corp. (X-496)	12,395,850	0	12,395,850	0.99
Dynaworld Holdings, Inc.	9,323,108	0	9,323,108	0.75
Fast Return Enterprises, Ltd.	14,865,453	0	14,865,453	1.19
Fil-Care Holdings, Inc.	20,836,937	0	20,836,937	1.67
Fragile Touch Investment, Ltd.	18,581,537	0	18,581,537	1.49
Ivory Holdings, Inc.	16,997,821	0	16,997,821	1.36
Kenrock Holdings Corp.	21,301,405	0	21,301,405	1.7
Kentwood Development Corp.	14,112,105	0	14,112,105	1.12
Key Landmark Investments, Ltd.	109,115,864	0	109,115,864	8.73
La Vida Development Corp.	16,052,705	0	16,052,705	1.28
Leadway Holdings, Inc.	53,470,262	0	53,470,262	4.28
Mavelstone Int	24,213,463	0	24,213,463	1.93
Merit Holdings & Equities, Inc.	14,233,686	0	14,233,686	1.13
Multiple Star Holdings Corp.	25,214,730	0	25,214,730	2.01
Pioneer Holdings Equities, Inc.	28,044,239	0	28,044,239	2.24
Profound Holdings, Inc.	14,935,099	0	14,935,099	1.19
Purple Crystal Holdings, Inc.	19,980,373	0	19,980,373	1.59
Safeway Holdings & Equities, Inc.	9,864,499	0	9,864,499	0.78
Society Holdings Corp.	14,162,708	0	14,162,708	1.13
Solar Holdings Corp.	67,148,224	0	67,148,224	5.37
Total Holdings Corporation	13,095,263	0	13,095,263	1.04

True Success Profits Ltd.	67,148,224	0	67,148,224	5.37
Uttermost Success Ltd.	24,752,272	0	24,752,272	1.98
	747,326,928	0	747,326,928	59.74

**D. Affiliates**

Name	Direct	Indirect	Total direct & indirect shares	% to Total Outstanding Shares
Chua, Domingo	209,460	0	209,460	0.02
Dreyfuss Mutual Investments, Inc.	7,833,794	0	7,833,794	0.63
Fairlink Holdings Corp.	20,637,854	0	20,637,854	1.65
Infinity Equities, Inc.	50,361,168	0	50,361,168	4.03
Integrion Investments, Inc.	7,833,794	0	7,833,794	0.63
Iris Holdings & Dev't. Corp.	7,671,517	0	7,671,517	0.61
Jewel Holdings, Inc.	0	11,512,247	11,512,247	0.92
Kentron Holdings & Equities Corp.	19,944,760	0	19,944,760	1.6
Local Trade & Development Corp.	6,711,575	0	6,711,575	0.54
Luis Securities Co., Inc.	17,898	0	17,898	0
Mandarin Securities Corp.	13,281	0	13,281	0
Opulent Land-Owners, Inc.	5,921,109	0	5,921,109	0.47
Power Realty & Development Corp.	1,852,727	0	1,852,727	0.15
Prima Equities and Investments Corp.	58,754,696	0	58,754,696	4.7
Virgo Holdings & Dev't. Corp.	8,520,677	0	8,520,677	0.68
Witter Webber and Schwab Investment, Inc.	7,833,795	0	7,833,795	0.63
Zebra Holdings, Inc.	8,547,826	0	8,547,826	0.68
	212,665,931	11,512,247	224,178,178	17.94

**E. Government**

Name	Direct	Indirect	Total direct & indirect shares	% to Total Outstanding Shares
N.A.	0	0	0	0
	0	0	0	0

**F. Banks**

Name	Direct	Indirect	Total direct & indirect shares	% to Total Outstanding Shares
N.A.	0	0	0	0
	0	0	0	0

**G. Employees**

Name	Direct	Indirect	Total direct & indirect shares	% to Total Outstanding Shares
N.A.	0	0	0	0
	0	0	0	0

**H. Lock-Up Shares**

Name	Direct	Indirect	Total direct & indirect shares	% to Total Outstanding Shares
N.A.	0	0	0	0
	0	0	0	0

**I. Others**

<b>Name</b>	<b>Direct</b>	<b>Indirect</b>	<b>Total direct &amp; indirect shares</b>	<b>% to Total Outstanding Shares</b>
N.A.	0	0	0	0
	0	0	0	0

<b>Number of Listed Common Shares</b>	825,177,178
<b>Total Number of Non-Public Shares</b>	986,429,219
<b>Total Number of Shares Owned by the Public</b>	262,710,459
<b>Public Ownership Percentage</b>	21.03

<b>Other Relevant Information</b>
None.

**Filed on behalf by:**

<b>Name</b>	Maila Katrina Ilarde
<b>Designation</b>	Corporate Secretary

CR02380-2018

The Exchange does not warrant and holds no responsibility for the veracity of the facts and representations contained in all corporate disclosures, including financial reports. All data contained herein are prepared and submitted by the disclosing party to the Exchange, and are disseminated solely for purposes of information. Any questions on the data contained herein should be addressed directly to the Corporate Information Officer of the disclosing party.



# PNB

## Philippine National Bank

### PNB

**PSE Disclosure Form 17-12 - List of Top 100 Stockholders**  
**Reference: Section 17.12 of the Revised Disclosure Rules**

**Type of Securities**

- Common
- Preferred     N.A.
- Others         N.A.

**For the period ended**     Mar 31, 2018

**Description of the Disclosure**

In compliance with Section 17.12 of the Philippine Stock Exchange Disclosure Rules, we are submitting herewith the List of the Top 100 Stockholders of the Philippine National Bank together with the List of Philippine Depository & Trust Corporation Participants as of March 31, 2018.

We trust you will take note accordingly. Thank you.

**Filed on behalf by:**

<b>Name</b>	Maila Katrina Ilarde
<b>Designation</b>	Corporate Secretary



**Office of the Corporate Secretary**

Direct Line: 536-0540  
Trunk Lines: 891-6040 to 70  
Local: 4106

April 16, 2018


**MR. JOSE VALERIANO B. ZUÑO III**  
OIC - Head, Disclosure Department  
6<sup>th</sup> Floor PSE Tower  
28<sup>th</sup> Street corner 5<sup>th</sup> Avenue  
Bonifacio Global City, Taguig City

Dear Mr. Zuño:

In compliance with Section 17.12 of the Philippine Stock Exchange Disclosure Rules, we are submitting herewith the List of the Top 100 Stockholders of the Philippine National Bank together with the List of Philippine Depository & Trust Corporation Participants as of March 31, 2018.

We trust you will take note accordingly. Thank you.

Very truly yours,



**MAILA KATRINA Y. ILARDE**  
Corporate Secretary


Att.: a/s

Philippine National Bank  
PNB Financial Center  
Pres. Diosdado Macapagal Blvd.,  
Pasay City, Metro Manila 1300,  
Philippines

T. (632) 526-3131 to 70/891-6040 to 70  
P.O. Box 1884 (Manila)  
P.O. Box 410 (Pasay City)  
[www.pnb.com.ph](http://www.pnb.com.ph)

Authorized Depository of the Republic of the Philippines  
Member: PDIC





**PHILIPPINE NATIONAL BANK**  
**Trust Banking Group**  
 Trunk Lines:526-3131/8916040 local 2307

PHILIPPINE NATIONAL BANK  
 TOP 100 STOCKHOLDERS  
 AS OF MARCH 31, 2018

RANK	NAME	NATIONALITY	NO. OF SHARES	PERCENT (based on total issued shares)
1	PCD NOMINEE CORPORATION (FILIPINO)	01	120,623,843	9.656553636
2	KEY LANDMARK INVESTMENTS, LTD.	01	109,115,864	8.735281244
3	PCD NOMINEE CORP. (NON-FILIPINO)	74	96,016,606	7.686618854
4	SOLAR HOLDINGS CORPORATION	01	67,148,224	5.375557688
5	CARAVAN HOLDINGS CORPORATION	01	67,148,224	5.375557688
6	TRUE SUCCESS PROFITS LTD.	01	67,148,224	5.375557688
7	PRIMA EQUITIES & INVESTMENTS CORP.	01	58,754,696	4.703612977
8	LEADWAY HOLDINGS, INC.	01	53,470,262	4.280567093
9	INFINITY EQUITIES, INC.	01	50,361,168	4.031668266
10	PIONEER HOLDINGS EQUITIES, INC.	01	28,044,239	2.245084316
11	MULTIPLE STAR HOLDINGS CORP.	01	25,214,730	2.018567695
12	DONFAR MANAGEMENT LTD.	01	25,173,588	2.015274068
13	UTTERMOST SUCCESS, LTD.	01	24,752,272	1.981545574
14	MAVELSTONE INT'L LTD.	01	24,213,463	1.938411166
15	KENROCK HOLDINGS CORP.	01	21,301,405	1.705286076
16	FIL-CARE HOLDINGS, INC.	01	20,836,937	1.668103045
17	FAIRLINK HOLDINGS CORP.	01	20,637,854	1.652165435
18	PURPLE CRYSTAL HOLDINGS, INC.	01	19,980,373	1.599530729
19	KENTRON HOLDINGS & EQUITIES CORP.	01	19,944,760	1.596679727
20	FRAGILE TOUCH INVESTMENTS, LTD.	01	18,581,537	1.487546775
21	IVORY HOLDINGS, INC.	01	16,997,821	1.360762235
22	ALLMARK HOLDINGS CORP.	01	16,967,394	1.358326399
23	PAN ASIA SECURITIES CORPORATION	01	15,622,881	1.250691278
24	PROFOUND HOLDINGS, INC.	01	14,935,099	1.195630822
25	FAST RETURN ENTERPRISES, LTD.	01	14,865,453	1.190055305
26	TAN LUCIO C.	01	14,843,119	1.188267354
27	MERIT HOLDINGS & EQUITIES CORP.	01	14,233,686	1.139479135
28	SOCIETY HOLDINGS CORP.	01	14,162,708	1.133796984
29	KENTWOOD DEVELOPMENT CORP.	01	14,112,105	1.129745956
30	TOTAL HOLDINGS CORPORATION	01	13,095,263	1.04834257
31	DUNMORE DEVELOPMENT CORP. (X-496)	01	12,395,850	0.992350993
32	LA VIDA DEVELOPMENT CORP. A/C# 2423	01	10,371,574	0.830297379
33	SAFEWAY HOLDINGS & EQUITIES, INC.	01	9,864,499	0.789703439
34	DYNAWORLD HOLDINGS, INC.	01	9,323,108	0.74636233
35	ZEBRA HOLDINGS, INC.	01	8,547,826	0.684297053
36	VIRGO HOLDINGS & DEV'T. CORP.	01	8,520,677	0.682123637
37	ALL SEASONS REALTY CORP.	01	8,191,895	0.655802961
38	WITTER WEBBER AND SCHWAB INVESTMENT, INC.	01	7,833,795	0.627135231
39	INTEGRION INVESTMENTS, INC.	01	7,833,794	0.627135151
40	DREYFUSS MUTUAL INVESTMENTS, INC.	01	7,833,794	0.627135151
41	IRIS HOLDINGS & DEV'T. CORP.	01	7,671,517	0.614144049
42	LOCAL TRADE & DEVELOPMENT CORP.	01	6,711,575	0.537295798
43	OPULENT LANDOWNERS, INC.	01	5,921,109	0.474014964
44	GIMENEZ IGNACIO B.	01	5,731,570	0.458841401
45	LA VIDA DEVELOPMENT CORP.	01	5,681,131	0.454803502
46	PALOMINO VENTURES, INC. (X-497)	01	5,582,000	0.44686756
47	CO WILLY S.	01	4,900,000	0.392269983

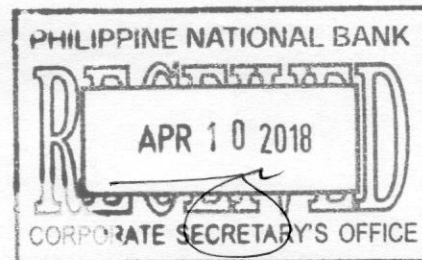
48	KINGS INVESTMENT & DEV'T. CORP.	01	3,844,230	0.307750211
49	PALOMINO VENTURES, INC.	01	2,776,200	0.222248965
50	TANENGLIAN MARIANO	01	2,576,276	0.206244029
51	GOLDLABEL EQUITIES CORPORATION	01	2,343,432	0.18760368
52	LEE RAMON	01	2,292,550	0.183530316
53	WONDEROAD CORPORATION	01	1,911,300	0.15300931
54	POWER REALTY & DEVELOPMENT CORP.	01	1,852,727	0.148320243
55	CHUA DOMINGO	01	665,890	0.05330789
56	LUCIO W. YAN & OR CLARA YAN	01	450,000	0.036024794
57	SYSMART CORPORATION	01	357,726	0.02863779
58	LUCIO W. YAN &/OR CLARA Y. YAN	01	250,000	0.020013775
59	HAYCO EDWARD LIM	01	200,000	0.01601102
60	GOLDLEAF TOBACCO CORP.	01	164,100	0.013137042
61	NG SIU KHENG FLORA	01	101,375	0.008115586
62	YANG ESTATE OF ANTONIO	01	80,500	0.006444435
63	CHUA NELSON P.	01	80,000	0.006404408
64	YU DEWEY	01	71,100	0.005691918
65	BARRANDA VICTOR E.	01	60,000	0.004803306
66	TAN LEE JUANITA	01	58,723	0.004701076
67	LUCIO W. YAN &/OR CLARA Y. YAN	01	57,500	0.004603168
68	KHOO MARIANO	01	57,200	0.004579152
69	YANG ANTONIO	01	46,600	0.003730568
70	ENRILE II WILLIAM RAGOS	01	46,000	0.003682535
71	UY ABETO A.	01	45,072	0.003608243
72	ASSAD SR. JACOB J.	01	44,587	0.003569417
73	SITOSTA HENRY	01	41,700	0.003338298
74	AGO, EMMANUEL F. &/OR AGO, ANGELITA F.	01	41,611	0.003331173
75	UNITED REALTY CORPORATION	01	40,779	0.003264567
76	SYCIP WASHINGTON	02	39,111	0.003131035
77	CHOA VICTOR K.	01	36,000	0.002881984
78	KAWPENG EDWIN C.	01	35,552	0.002846119
79	KAWPENG CHRISTOPHER C.	01	35,552	0.002846119
80	KAWPENG DANIEL C.	01	35,551	0.002846039
81	KAWPENG TOMAS C.	01	35,550	0.002845959
82	KAWPENG DAVID C.	01	35,550	0.002845959
83	WANG MING	06	31,000	0.002481708
84	JOSEPH, RALPH L. &/OR JOSEPH, ROBERT L.	01	28,000	0.002241543
85	YUN SHEN XIAO	06	27,000	0.002161488
86	LIM EDWARD	01	26,250	0.002101446
87	MENDOZA, ALBERTO &/OR MENDOZA, JEANIE C.	01	22,767	0.001822614
88	GARCIA ALEJANDRO M.	01	22,614	0.001810366
89	SIA CHARLES	01	20,800	0.001665146
90	TAN SHE LING	01	20,000	0.001601102
91	LEE MARJORIE ANN LIM	01	20,000	0.001601102
92	LEE JUANITA TAN	01	20,000	0.001601102
93	ABRERA ANTONIO	01	20,000	0.001601102
94	DE OCAMPO JOSE	01	20,000	0.001601102
95	SOLIVEN, MANUEL V. &/OR SOLIVEN, MICHELLE V.	01	20,000	0.001601102
96	SIY RAMON L.	01	19,500	0.001561074
97	ORDONEZ MARIANO G.	01	18,485	0.001479819
98	GEMMA CO LI OR KIM HIONG YU LI	01	18,000	0.001440992
99	CHIU JANETTE NELLIE GO	01	17,900	0.001432986
100	LUYS SECURITIES CO., INC.	01	17,898	0.001432826
<b>TOTAL</b>			<b>1,242,419,770</b>	<b>99.4620371031</b>

**LEGEND:**

01	FILIPINO
02	AMERICAN
06	CHINESE
74	NON-FILIPINO

MC016- 2018

April 6, 2018



**PHILIPPINE NATIONAL BANK**

Philippine National Bank  
Corporate Secretary's Office  
9/F, PNB Financial Center  
Macapagal Blvd., Pasay City

Attention: Atty. Doris S. Te

**C-E-R-T-I-F-I-C-A-T-I-O-N**

This is to certify that 216,640,449 shares of Philippine National Bank registered in the name of PCD Nominee Corporation as of the last working day of the month of March 2018 are beneficially owned by the Participants of PDTC in the attached list. This balance has been reconciled with your Transfer Agent's records and confirmed by your Transfer Agent.

  
**JOSEPHINE F. DELA CRUZ**  
Director

**BENEFICIAL OWNER REPORT**

Company Code - PNB00000000 &amp; Company Name - PHILIPPINE NATIONAL BANK

Business Date: March 28, 2018

BPNAME	HOLDINGS
UPCC SECURITIES CORP.	1,003,626
A & A SECURITIES, INC.	1,574,136
ABACUS SECURITIES CORPORATION	6,709,327
PHILSTOCKS FINANCIAL INC	1,381,880
A. T. DE CASTRO SECURITIES CORP.	304,456
ALL ASIA SECURITIES MANAGEMENT CORP.	22
ALPHA SECURITIES CORP.	17,402
BA SECURITIES, INC.	8,476
AP SECURITIES INCORPORATED	380,438
ANSALDO, GODINEZ & CO., INC.	346,240
AB CAPITAL SECURITIES, INC.	534,913
SB EQUITIES, INC.	2,316,298
ASIA PACIFIC CAPITAL EQUITIES & SECURITIES CORP.	8,307
ASIASEC EQUITIES, INC.	2,634,462
ASTRA SECURITIES CORPORATION	71,473
CHINA BANK SECURITIES CORPORATION	413
MACQUARIE CAPITAL SECURITIES (PHILIPPINES), INC.	8,014
BELSON SECURITIES, INC.	147,434
BENJAMIN CO CA & CO., INC.	23,108
B. H. CHUA SECURITIES CORPORATION	159,962
JAKA SECURITIES CORP.	47,721
BPI SECURITIES CORPORATION	2,495,046
CAMPOS, LANUZA & COMPANY, INC.	48,554
SINCERE SECURITIES CORPORATION	186,887
CENTURY SECURITIES CORPORATION	23,250
BDO NOMURA SECURITIES INC	93,128
CITISECURITIES, INC.	15,602
TRITON SECURITIES CORP.	1,233,612
IGC SECURITIES INC.	1,650,235
CUALOPING SECURITIES CORPORATION	29,746
DBP-DAIWA CAPITAL MARKETS PHILPPINES, INC.	41,210
DAVID GO SECURITIES CORP.	187,159
DIVERSIFIED SECURITIES, INC.	52,638
E. CHUA CHIACO SECURITIES, INC.	378,202
EQUITABLE SECURIITES (PHILS.) INC.	107
EAST WEST CAPITAL CORPORATION	238,492
EASTERN SECURITIES DEVELOPMENT CORPORATION	349,368
EQUITIWORLD SECURITIES, INC.	4,945
EVERGREEN STOCK BROKERAGE & SEC., INC.	1,290,767
FIRST ORIENT SECURITIES, INC.	36,063
FIRST INTEGRATED CAPITAL SECURITIES, INC.	1,280,115
F. YAP SECURITIES, INC.	73,829
AURORA SECURITIES, INC.	205,622
GLOBALINKS SECURITIES & STOCKS, INC.	109,532
JSG SECURITIES, INC.	365,217
GOLDSTAR SECURITIES, INC.	583,908
GUILD SECURITIES, INC.	18,236
HDI SECURITIES, INC.	617,641
H. E. BENNETT SECURITIES, INC.	78,116
HIGHLAND SECURITIES PHIL., INC.	13
HK SECURITIES, INC.	30

h

BPNAME	HOLDINGS
I. ACKERMAN & CO., INC.	4,486
I. B. GIMENEZ SECURITIES, INC.	14,819
INVESTORS SECURITIES, INC,	329,534
IMPERIAL,DE GUZMAN,ABALOS & CO.,INC.	12,160
INTRA-INVEST SECURITIES, INC.	4,398
ASIAN CAPITAL EQUITIES, INC.	733
J.M. BARCELON & CO., INC.	16,457
VALUE QUEST SECURITIES CORPORATION	124,759
STRATEGIC EQUITIES CORP.	47,710
LARRGO SECURITIES CO., INC.	1,486
LIPPO SECURITIES, INC.	10
LOPEZ, LOCSIN, LEDESMA & CO., INC.	15,470
LUCKY SECURITIES, INC.	324,371
LUYS SECURITIES COMPANY, INC.	214,753
MANDARIN SECURITIES CORPORATION	249,839
MARINO OLONDRIZ Y CIA	30
COL Financial Group, Inc.	2,445,654
DA MARKET SECURITIES, INC.	15,616
MERCANTILE SECURITIES CORP.	25,652
MERIDIAN SECURITIES, INC.	741,199
MDR SECURITIES, INC.	1,088,886
DEUTSCHE REGIS PARTNERS, INC.	727,964
MOUNT PEAK SECURITIES, INC.	3,688
NEW WORLD SECURITIES CO., INC.	33,527
NIEVES SECURITIES, INC.	11,064
OPTIMUM SECURITIES CORPORATION	225,047
RCBC SECURITIES, INC.	958,640
PAN ASIA SECURITIES CORP.	780,477
PAPA SECURITIES CORPORATION	651,094
MAYBANK ATR KIM ENG SECURITIES, INC.	1,387,812
PLATINUM SECURITIES, INC.	7,780
PNB SECURITIES, INC.	1,204,702
PREMIUM SECURITIES, INC.	203,630
SALISBURY BKT SECURITIES CORPORATION	277,748
QUALITY INVESTMENTS & SECURITIES CORPORATION	871,775
R & L INVESTMENTS, INC.	37,254
ALAKOR SECURITIES CORPORATION	1,687
R. COYIUTO SECURITIES, INC.	310,803
REGINA CAPITAL DEVELOPMENT CORPORATION	289,439
R. NUBLA SECURITIES, INC.	451,535
AAA SOUTHEAST EQUITIES, INCORPORATED	7,984
R. S. LIM & CO., INC.	313,539
RTG & COMPANY, INC.	11,835
S.J. ROXAS & CO., INC.	152,825
SECURITIES SPECIALISTS, INC.	101,071
FIDELITY SECURITIES, INC.	17,526
SUMMIT SECURITIES, INC.	164,150
STANDARD SECURITIES CORPORATION	772,808
SUPREME STOCKBROKERS, INC	341
TANSENGCO & CO., INC.	331,897
THE FIRST RESOURCES MANAGEMENT & SECURITIES CORP.	32,530
TOWER SECURITIES, INC.	2,119,835
APEX PHILIPPINES EQUITIES CORPORATION	4,467
TRENDLINE SECURITIES CORPORATION	224
TRI-STATE SECURITIES, INC.	20,083
UCPB SECURITIES, INC.	55,869
E.SECURITIES, INC.	2,716

BPNAME	HOLDINGS
VENTURE SECURITIES, INC.	101,554
FIRST METRO SECURITIES BROKERAGE CORP.	534,753
WEALTH SECURITIES, INC.	3,890,526
WESTLINK GLOBAL EQUITIES, INC.	19,627
BERNAD SECURITIES, INC.	177,542
WONG SECURITIES CORPORATION	11,941
YAO & ZIALCITA, INC.	387,212
YU & COMPANY, INC.	195,897
BDO SECURITIES CORPORATION	17,847,055
PCCI SECURITIES BROKERS CORP.	124,632
EAGLE EQUITIES, INC.	188,530
GOLDEN TOWER SECURITIES & HOLDINGS, INC.	25,629
SOLAR SECURITIES, INC.	1,738,332
G.D. TAN & COMPANY, INC.	69,119
CLSA PHILIPPINES, INC.	319,000
PHILIPPINE EQUITY PARTNERS, INC.	104,251
UNICAPITAL SECURITIES INC.	134,811
SunSecurities, Inc.	65,582
ARMSTRONG SECURITIES, INC.	14,072
KING'S POWER SECURITIES, INC.	142,385
TIMSON SECURITIES, INC.	90
STAR ALLIANCE SECURITIES CORP.	3,978,900
BANK OF COMMERCE - TRUST SERVICES GROUP	27,640
CHINA BANKING CORPORATION - TRUST GROUP	230
CITIBANK N.A.	41,687,724
DEUTSCHE BANK MANILA-CLIENTS A/C	9,039,904
GOVERNMENT SERVICE INSURANCE SYSTEM	30,043,826
THE HONGKONG AND SHANGHAI BANKING CORP. LTD. -CLIENTS' ACCT.	36,757,006
THE HONGKONG & SHANGHAI BANKING CORP. LTD. -OWN ACCOUNT	460
UCPB GENERAL INSURANCE CO., INC.	189,900
AB CAPITAL & INVESTMENT CORP. - TRUST & INVESTMENT DIV.	19,550
PNB LIFE INSURANCE, INC.	102,120
PNB TRUST BANKING GROUP	7,856,328
EASTWEST BANKING CORPORATION - TRUST DIVISION	10,000
RCBC TRUST & INVESTMENT DIVISION	32,149
STANDARD CHARTERED BANK	12,810,666
MBTC - TRUST BANKING GROUP	338,470
UNITED COCONUT PLANTERS BANK-TRUST BANKING	64,270
<b>TOTAL</b>	<b>216,640,449</b>

If no written notice of any error or correction is received by PDTC within five (5) calendar days from receipt hereof, you shall be deemed to have accepted the accuracy and completeness of the details indicated in this report.

This document is computer generated and requires no signature.

*Handwritten mark*